

# Overlapping sliding door

An overlapping sliding door is the perfect solution where space is limited. The sliding door can also be used when there are two output points from one machine.







The door is available in different heights and maximum width is 2x2900 mm. *\*The maximum width varies depending on the used locking solution.*







*(Posts, handles and panels are not included in the door package. Opening dimensions may be limited depending on the type of lock chosen.)*

# Models





## Height 2000 mm 4 articles

ARTICLES / DESCRIPTION		MAX OPENING WIDTH (MM)	MAX HEIGHT (MM)	PANEL	FITS POSTS
	<b>D24-200140</b> Double sliding door, overlapping	1380	2000	Mesh	Classic 50x50
	<b>D24-200290</b> Double sliding door, overlapping	2880	2000	Mesh	Classic 50x50
	<b>D44-200140</b> Double sliding door, overlapping	1340	2000	Mesh	Premium 70x70
	<b>D44-200290</b> Double sliding door, overlapping	2840	2000	Mesh	Premium 70x70

## Height 2300 mm 6 articles

ARTICLES / DESCRIPTION		MAX OPENING WIDTH (MM)	MAX HEIGHT (MM)	PANEL	FITS POSTS
	<b>D24-230140</b> Double sliding door, overlapping	1380	2300	Mesh Plastic Sheet metal	Classic 50x50
	<b>D24-230290</b> Double sliding door, overlapping	2880	2300	Mesh	Classic 50x50
	<b>D44-230140</b> Double sliding door, overlapping	1340	2300	Mesh Plastic Sheet metal	Premium 70x70
	<b>D44-230290</b> Double sliding door, overlapping	2840	2300	Mesh	Premium 70x70
	<b>DP24-230290</b> Double sliding door, overlapping	2880	2300	Plastic Sheet metal	Classic 50x50
	<b>DP44-230290</b> Double sliding door, overlapping	2840	2300	Plastic Sheet metal	Premium 70x70

## Height 2500 mm 4 articles

ARTICLES / DESCRIPTION	MAX OPENING WIDTH (MM)	MAX HEIGHT (MM)	PANEL	FITS POSTS
 <b>D24-250140</b> Double sliding door, overlapping	1380	2500	Mesh	Classic 50x50
 <b>D24-250290</b> Double sliding door, overlapping	2880	2500	Mesh	Classic 50x50
 <b>D44-250140</b> Double sliding door, overlapping	1340	2500	Mesh	Premium 70x70
 <b>D44-250290</b> Double sliding door, overlapping	2840	2500	Mesh	Premium 70x70

## Related products

### ACCESSORIES

#### Kick plate



We offer two different packages of Kick plates, one for panels and one for doors. This Kick plate fits: X-Rail X-Guard Lite, Classic and Premium X-Store 2.0

[35 articles](#)

### LOCKS AND SWITCHES

#### Switches and Switch fittings



Axellent works closely with a number of interlock switch market leaders such as Allen-Bradley, Siemens, Euchner, ABB Jokab and Telemecanique. The wide range of products we can supply to our customer...

[44 articles](#)

### LOCKS AND SWITCHES

#### Hitch lock



This lock is an alternative to our X-lock and has an integrated mounting for non-contact switches. The lock has an adjustable hitch for eliminating any internal play. The handle is spring-loaded to...

[3 articles](#)



#### LOCKS AND SWITCHES

##### Padlock brackets

Padlock brackets are our very simplest lock system. A standard hinge lock prevents unauthorized access.

[3 articles](#)



#### LOCKS AND SWITCHES

##### Snap lock

Snap lock is widely used on machine guards in conjunction with switches. One press and the door closes and remains closed thanks to the lock's snap function. The lock can also be supplemented with...

[4 articles](#)



#### LOCKS AND SWITCHES

##### X-Lock

X-Lock is a versatile door lock system that suits all our accident prevention series. Using X-Lock and a door kit, you can transform any accident prevention panel into a door with a secure locking...

[5 articles](#)



#### ACCESSORIES

##### Kick plate

We offer two different packages of Kick plates, one for panels and one for doors. This Kick plate fits: X-Rail X-Guard Lite, Classic and Premium X-Store 2.0

[35 articles](#)



#### ACCESSORIES

##### Bail handle

The bail handle, c/c 150 mm, is supplied as a set of 2 pieces and an attachment.

[1 articles](#)



#### ACCESSORIES

### Support wheel

An extra support wheel would not go amiss on some types of door solutions. Our range now includes a new smart support wheel that fits both hinged and sliding doors.

[2 articles](#)