




Est 1990

Floor Barrier

Designed to serve as a standalone solution, it improves the safeguarding of building perimeters and vital infrastructure from the everyday risks of vehicle forks, pallets in transit, AMRs and AGVs, and other low-height hazards. It can be combined with our other impact protection products such as Impact High and Pedestrian barriers.



With a requirement of two fixings per section, even for spans up to 2.77 meters, its setup is straightforward and minimally invasive. This streamlined installation process saves time and decreases the need for modifications to your existing layout.

The Floor Barrier's performance is both reliable and formidable, capable of withstanding impacts up to 3000 J with less than 200mm deflection over a span of 1.77 meters.



Ease of installation, complemented by push-fit parts and heavy-duty expansion bolts, marries well with the system's adaptability. With our drilling template, adjustments can be made swiftly, allowing the Floor Barrier system to evolve in tandem with the shifting safety requirements of your workspace.

Floor barrier test results				
Length	Load	Equivalent to	90° Deflection	Force to fixings








1700mm	3000 J	2500 kg 5.6 km/h	5000 kg 4 km/h	200mm	14.9 kN
2270mm	3000 J	2500 kg 5.6 km/h	5000 kg 4 km/h	240mm	13.8 kN
2770mm	2700 J	2500 kg 5.3 km/h	5000 kg 3.7 km/h	270mm	14.7 kN









Models

End covers 2 articles

ARTICLES / DESCRIPTION	HEIGHT (MM)	LENGTH (MM)	CC (MM)	COLOR
 FCE3-022-I100-10 Floor barrier end - 10 pack	221			Graphite Black
 FCE3-022-I100-2 Floor barrier end - 2 pack	221			Graphite Black

Impact rails 15 articles

ARTICLES / DESCRIPTION	HEIGHT (MM)	LENGTH (MM)	CC (MM)	COLOR
 RCI1-027-0050 Impact rail		270	500	Zinc Yellow
 RCI1-047-0070 Impact rail		470	700	Zinc Yellow
 RCI1-077-0100 Impact rail		770	1000	Zinc Yellow
 RCI1-127-0150 Impact rail		1270	1500	Zinc Yellow
 RCI1-177-0200 Impact rail		1770	2000	Zinc Yellow
 RCI1-227-0250 Impact rail		2270	2500	Zinc Yellow
 RCI1-277-0300 Impact rail		2770	3000	Zinc Yellow

	RCI1-064-0087 Impact rail	640	870	Zinc Yellow
	RCI1-067-0090 Impact rail	670	900	Zinc Yellow
	RCI1-197-0220 Impact rail	1970	2200	Zinc Yellow
	RCI1-201-0224 Impact rail	2010	2240	Zinc Yellow
	RCI1-074-0097 Impact rail	740	970	Zinc Yellow
	RCI1-207-0230 Impact rail	2070	2300	Zinc Yellow
	RCI1-211-0234 Impact rail	2110	2340	Zinc Yellow
	RCI1-217-0240 Impact rail	2170	2400	Zinc Yellow

Related products

IMPACT BARRIERS



Impact High with Floor Barrier

The Impact High with Floor Barrier is an innovative solution designed to offer pallet racking end-frame protection and perimeter security within your workspace. This system combines the benefits of...

[23 articles](#)

PEDESTRIAN BARRIERS



Pedestrian with Floor Barrier

Improve your workspace's safety and pedestrian and traffic flows with the configuration Pedestrian with Floor Barrier. Designed to efficiently segregate pedestrian walkways from vehicular routes, i...

[27 articles](#)