






# Mesh shelving

Mesh shelves are practical, stable and are just as suitable for small items without a pallet as for warehousing and storage on a pallet. The mesh shelf plan does not collect dust and lets light and water through, which is often a requirement when there is a sprinkler system installed. All details on our mesh shelves are designed to make handling as safe and smooth as possible.

As an example, it can be mentioned that the net shelf plan has deep, overlying wires, which makes the goods easy to load and remove. The L-shaped front profile also means that the shelves sit firmly in the shelf without having to be screwed on, something that facilitates the work when changing or rebuilding your warehouse or storage. The mesh shelf is available in several size options and is delivered wrapped in pallets.



# Models

ARTICLES / DESCRIPTION		SURFACE TREATMENT
	<b>509702</b> 880x1100 mm, 3 Omega profiles, 250 kg/shelf	Sendzimir
	<b>509801</b> 1090x1050 mm, 3 Omega profiles, 800 kg/shelf	Sendzimir
	<b>509900</b> 880x1000 mm, 3 omega profiles, 800 kg/shelf	Sendzimir
	<b>509901</b> 880x1050 mm, 3 Omega profiles, 800 kg/shelf	Sendzimir
	<b>509904</b> 880x1100 mm, 3 Omega profiles, 1000 kg/shelf	Sendzimir